

# OPHI

OXFORD POVERTY & HUMAN DEVELOPMENT INITIATIVE

[www.ophi.org.uk](http://www.ophi.org.uk)



UNIVERSITY OF  
OXFORD

# COUNTRY

## OPHI Summer School 2013

Group:

*Tabita, Kenya*



*Rabiya, India*



*Stéphanie, Madagascar*



*Agathe, Madagascar*



*Dalma, Kenya*



*Ann-Sophia, Kenya*



*Valérie, Madagascar*



# Metadata

Year	XX
Dataset Source	XX
Population Sample	XX
Etc...	

## PURPOSE OF THE MEASURE

XX

# Dimensions & Indicators

(Perhaps you want to propose one or two alternative sets)

Dimension	Indicator	Deprivation Cut-offs	Weight

# Indicators headcount and missing values


(consider using graphs to present this results)

Dimension	Indicator	Raw Headcount	Censored Headcount	% Missing Values

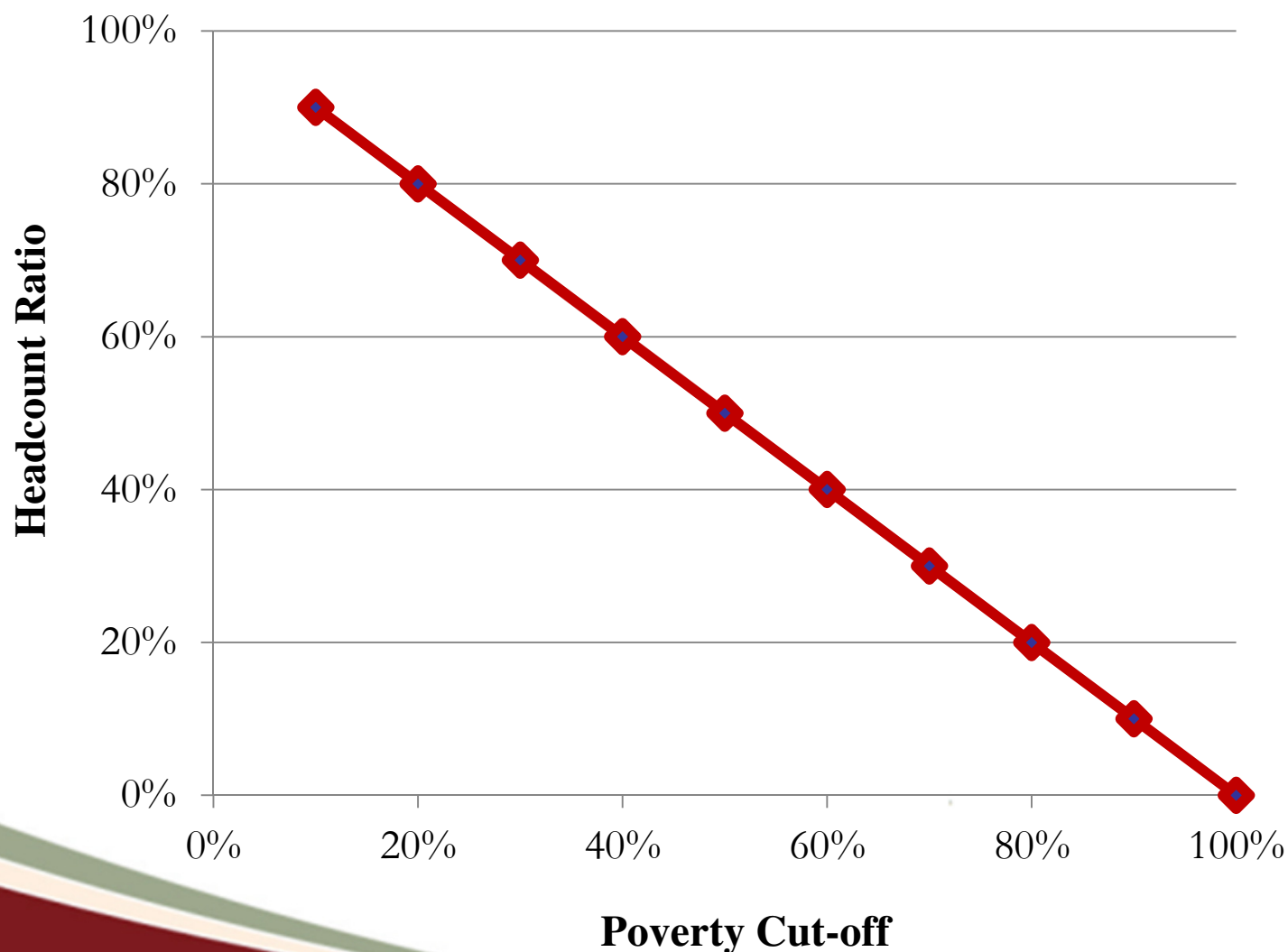
# Aggregated Measures

(If you proposed alternative sets you might want to compute them and present the results in various slides here)

<i>Poverty Cut-off</i> (k)	Headcount Ratio (H)	Intensity of Deprivation (A)	Adjusted Headcount Ratio ( $M_0$ )



# Headcount ratio under different cut-offs



# by Region when $k=?$

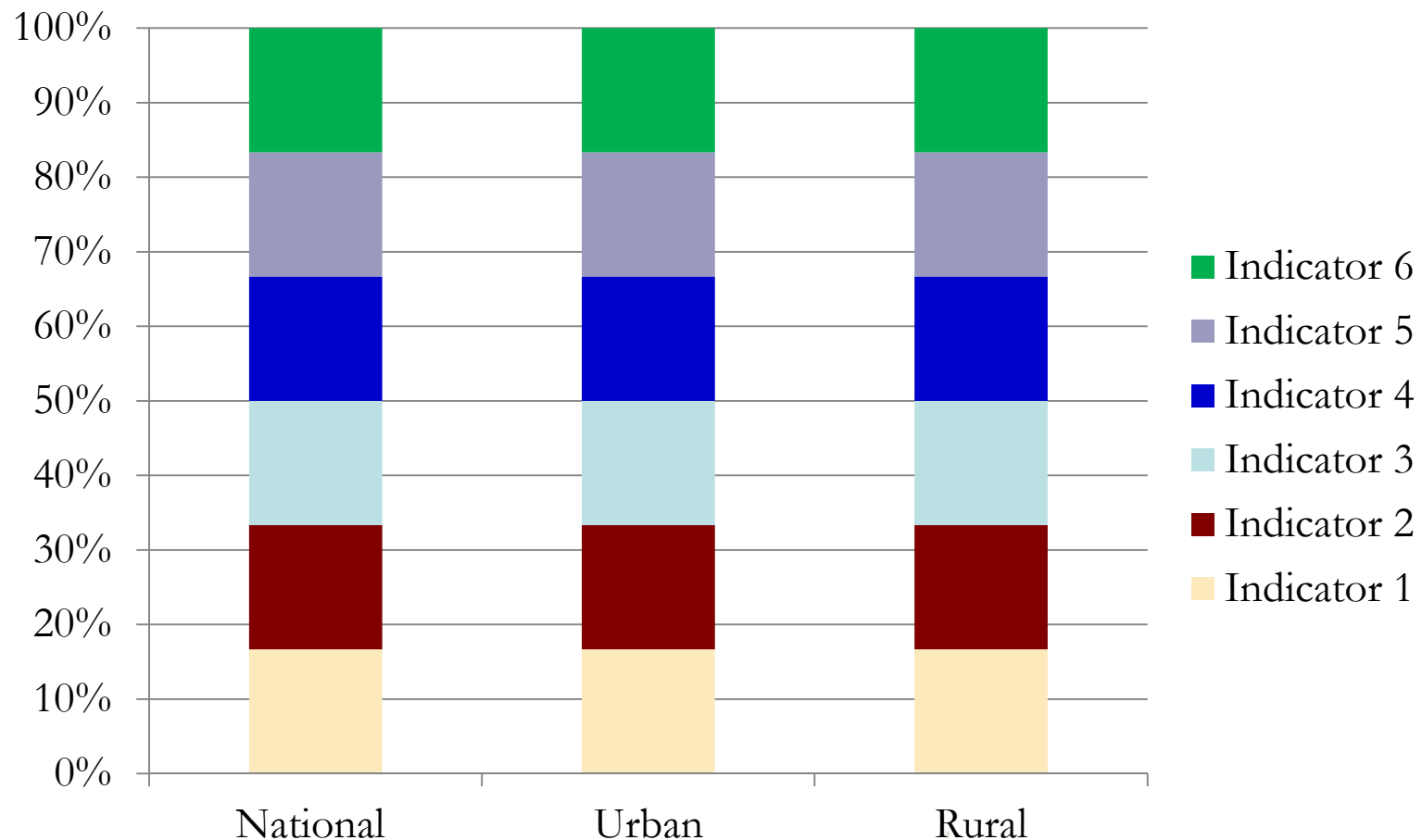
<i>Region</i>	Headcount Ratio (H)	Intensity of Deprivation (A)	Adjusted Headcount Ratio ( $M_0$ )

# Contribution of Indicators to the Overall Poverty

Indicator	Raw Headcount Ratio	Censored Headcount Ratio	Contribution to $M_0$



# Contributions of Each Indicator



# Conclusions

- 1
- 2
- 3
- 4